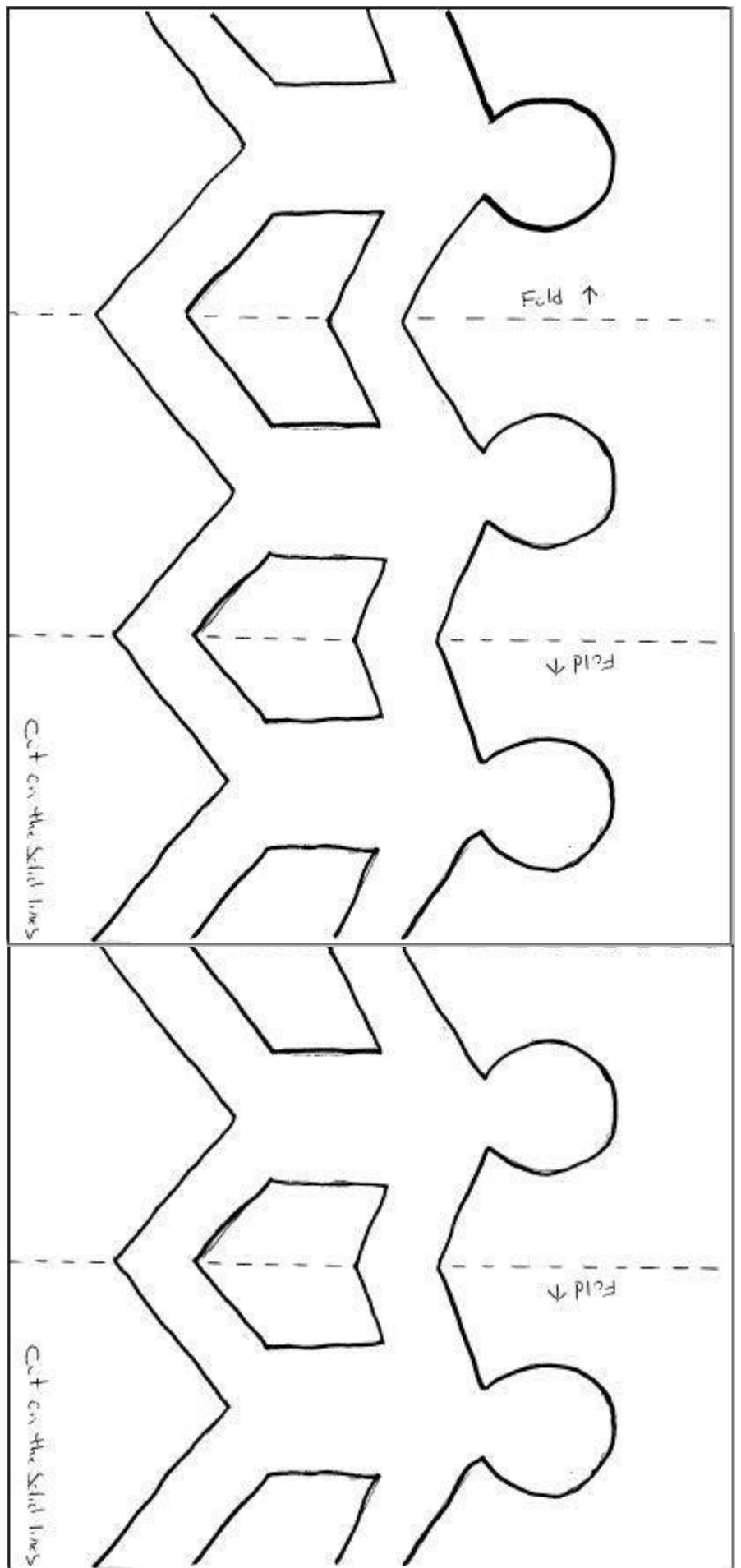



Louise Loves Art! 3/10/21

Cut a string of paper dolls. Decorate your dolls with colorful bits of paper and scrap (we provided red tissue paper, some red cut outs, a feather, some sequins.)

You'll need scissors and glue, and maybe a red marker and a pencil for this craft.





Seuss Painting Page for our guest story time from **Two Right Feet** on 3/24/2021

Use watercolor paints to decorate your picture.



...And here's a picture of **Hannah** from **Two Right Feet**! (<https://tworightfeetmusic.com/>)



Dot's Colorful Day



Draw Hannah's face. What do you think she is feeling in each picture?



Art from
HANNAH and SUGAR
by Kate Berube
Abrams Books for Young Readers

Find out more about Kate at:
www.kateberube.com

St. Patrick's Day "Luck of the Irish" Craft: a Shamrock wand!

You will need:

- Scissors
- Glue
- Ribbon or glitter or small sparkly stickers
- Markers or crayons (green!)
- A popsicle stick or straw (plus tape to attach the shamrock to the stick.)

